



FINE ART

A Level

Year 12 Transition Project


Must be completed before starting the course in September 2020

Fine Art Summer Project


You are required to complete the following tasks and present them during your first A Level lesson in September.

Your A Level starting point will be assessed on how well you do with these tasks and this work will be considered as part of the Aptitude test that you sit near the start of the course. If you fail the aptitude test, you may not be able to continue with this A level.

Tasks:	Details:	Present this evidence:
TASK 1: (30 hrs) Main project	Complete the Yr12 Transition Journal project set out in this Powerpoint: https://hestoncs.sharepoint.com/:p:/r/art/_layouts/15/Doc.aspx?sourcedoc=%7BC5BB72BB-7948-44A5-B21A-E85B4F0DE359%7D&file=Y12%20Transition%20Journal%20Project%20FINE%20ART%202020.pptx&action=edit&mobileredirect=true	<ul style="list-style-type: none"> Your completed sketchbook/journal
TASK 2: (5 hrs) Your first theme for A Level will be 'Figure'. Research two of these artists who feature the human figure in their Art. One for portraits & one for figures. <i>See the Artist's example images on page 3</i>	<p>Portraits:</p> <ul style="list-style-type: none"> Jonathon Yeo Lucien Freud Mark Powell Jenny Saville Josh Bryan Ed Fairburn <p>Figures:</p> <ul style="list-style-type: none"> Francis Bacon Alberto Giacometti Henry Moore Antony Gormley Michael Carson Mark Demstader <ul style="list-style-type: none"> Introduce the Artist and explain how their work explores the face and the figure (this can often be in an emotional or metaphorical way, as well as literal) Analyse specific examples of their work - describe the images and make sure you include visual examples & give your own opinion. <i>See the 'How to research an Artist/Photographer' guide on page 5</i> 	<ul style="list-style-type: none"> Two Artist research presentations. 2-4 pages each, minimum <i>See examples here:</i> https://www.pinterest.co.uk/search/pins/?q=Fine%20Art%20a%20level%20artist%20research%20pages&rs=typed
TASK 3: (5 hrs) Make a collage of images and words for a visual mind map	Collect key words and phrases to do with the human figure. Collect images from magazines, newspapers and the internet. Some can be of other the artist's work on our list or other artist's work or images from different cultures, e.g. street art, African art, photography, medical illustration, Leonardo Da Vinci etc. <i>See examples on Pinterest</i>	<ul style="list-style-type: none"> A mindmap across 2 x A3 pages
TASK 4: Explore these brilliant websites & use them to research ideas for TASKS 1-3 <i>See full list on page 7</i>	https://artsandculture.google.com/partner?tab=pop https://www.tate.org.uk/art https://www.thisiscolossal.com/ https://www.studentartguide.com/ https://www.theartstory.org/ https://www.art2day.co.uk/	<ul style="list-style-type: none"> Your research skills will be evident in TASKS 1-3



Artists:





M

Mark Powell


Jenny Saville

Lucien Freud

Jonathon Yeo

Josh Bryan

Ed Fairburn



Francis Bacon



Alberto Giacometti




Henry Moore



Anthony Gormley



Michael Carson



Mark Demstader

Fine Art A Level – this is the course structure over 2 years:

Autumn term 1	Spring term 1	Summer term 1	Autumn term 2	Spring term 2	Summer term 2
<p>*Yr12 Present the Summer Project.</p> <p>Induction period & coursework, Unit 1:</p> <p>Students are given a theme for the coursework study.</p> <p>Students given opportunities to develop their knowledge, understanding and skills, to include:</p> <ul style="list-style-type: none"> generating and developing ideas researching primary and contextual sources recording practical and written observations exploring materials, processes, technologies and techniques <p>Introduction to research skills and analysis of sources</p> <p><u>Private study tasks include:</u></p> <ul style="list-style-type: none"> Contextual studies: Artist, Gallery & cultural research 	<p>Students are given further opportunities to develop their knowledge, understanding and skills.</p> <p>Work becomes more individualised as students develop unique and personal directions in their approach.</p> <p><u>Private study tasks include:</u></p> <ul style="list-style-type: none"> Contextual studies: Artist, Gallery & cultural research Sketchbook annotation Developing your theme Personal study research 	<p>Students given further opportunities to develop their knowledge, understanding and skills</p> <p>Students start work on the Personal Investigation, a 1000-3000 word research essay which links directly to their practical Art work and personal theme.</p> <p><u>Private study tasks include:</u></p> <ul style="list-style-type: none"> Personal study research preparing for Year 12 Mock exam 	<p>*Yr 13 Submit Summer Tasks</p> <p>Redrafts of the Personal Investigation.</p> <p>Students continue with Personal Investigation practical work.</p> <p>Students plan and undertake a contextual enquiry relevant to their ongoing practical work. Work becomes increasingly individual and independent.</p> <p><u>Private study tasks include:</u></p> <ul style="list-style-type: none"> Personal study refinement Sketchbook annotation Developing your theme 	<p>Students finish work on Personal Investigation</p> <p><u>Submission Deadline for Unit 1.</u></p> <p>Exam period begins, Unit 2: Externally Set Assignment preparatory period begins in February</p> <p>Students have only 10 weeks to complete Unit 2</p> <p>Students start work on preparatory studies in response to the externally set theme.</p> <p>Testing techniques for final piece ideas.</p> <p><u>Private study tasks include:</u></p> <ul style="list-style-type: none"> Developing your theme & response Artist research Sketchbook annotation 	<p>The exam, Unit 2 (externally set assignment)</p> <p>Students complete final art pieces in controlled exam conditions.</p> <p>Length:15 x hours over 3 days.</p> <p><u>Submission Deadline for Unit 2.</u></p> <p>Public Exhibition and display of all student's work.</p> <p>Edexcel Moderator visits to assess marks.</p> <p><u>Private study tasks include:</u></p> <ul style="list-style-type: none"> Reviewing and refining work as needed Sketchbook annotation Display and Exhibition management

How to research an Artist/Photographer:



This is how you will meet the criteria of the four Edexcel A Level Assessment Objectives:

A01 – RESEARCH, EXPLORE AND DEVELOPMENT

Research artists relevant to your sub theme – use the research sheet, 4 paragraphs (600 words) - double page

Your own response(s) to the artist/photographer/designer - use the response sheet we have made for you - make your own version from your own photos, different typefaces, a new image (don't copy the artist's work) – develop technique - double pages

Extra developments – combine artist's styles – show you understand the artists you have researched – use their techniques, colours, message or mood

Compare artists - [A01 group crit 1](#) – repeat twice through your book – important to link this with your final piece plan

Project proposal – [A01 group crit 2](#) – to analyse your sub theme and ideas in greater depth – explaining the project to the moderator

Literacy links – [A01 group crit 3](#) – to look beyond artists (read around the subject - sub theme) – looking at articles, novels, essays, films, documentaries and current affairs

Annotating your pages – 5 sentences per page – use the guide and prompts we provide for you

A02 – EXPERIMENT AND REFINE

Improve and refine your work - Go back over your work, research and developments - Fill the pages adding greater detail and sophistication – make lots of small tests

Experiment with materials, media and process – use mix media, combine techniques - Use new untested materials, use a broad range of techniques and styles

Pick your best experiments to develop further into and in much greater depth - select materials that work best for your sub theme and that you enjoy manipulating and testing – show colour mixing, add swatches, show contact sheets – explain the process in stages - Keep to set colours (2-3)

A03 – MAKING AND ANNOTATION

Show a mixture of style and techniques – make larger version of your favourites

Show line tone and texture – develop your skills

Show improvement in each process – make more than one image in each technique to show refinement

Look at the internet for tips on developing techniques – Discuss with your teacher – look at other students ideas and developments – look at past books

A04 – FINAL PIECE AND EVALUATION



Use the final piece plan sheet – show at least 4 ideas – show at least 5 techniques you might use, in small swatches

Make a complete, refined and realised final piece – the best you can make, linking to 2-3 artists and your sub theme

Try to use at least 3 techniques in your final piece - keep to selected colours, your sub theme and your favourite techniques

Evaluate your book and final piece - Use the evaluation sheets to conclude your final piece and your book work – refer to key artists and techniques you have developed

Example sketchbook work:



Useful websites:

Website	Description
https://artsandculture.google.com/partner?tab=pop	Explore museums and galleries across the world including virtual tours and in depth stories about famous artworks
https://www.tate.org.uk/art	Huge art resource including lists of Art Terms & Keywords, Podcasts, Articles & Essays, Artists & Themes, as well as ideas for creative activities you can do from home
https://www.thisiscolossal.com/	Colossal is a blog that explores art and other aspects of visual culture. Each week you'll find 15-25 posts on photography, design, animation, painting, installation art, architecture, drawing, and street art.
https://www.studentartguide.com/	A great resource for sketchbook ideas. Experienced teachers and high-achieving students publish new ideas, tips, techniques and case studies for you weekly.
https://www.theartstory.org/	Online Art Encyclopedia. Search by artist, style, movement, concept and view by timeline.
https://www.art2day.co.uk/	Gain easy access to the work of contemporary artists from around the world. Find examples of art and take control of your own art education
www.widewalls.ch	See what is being bought and sold in the contemporary Art market
uk.pinterest.com	Excellent visual research site. Enter keywords to search for inspiration, examples of student's A Level sketchbooks, Artist research, presentation ideas, themes and links etc.
https://qualifications.pearson.com/en/qualifications/edexcel-a-levels/art-and-design-2015.html	Edexcel A Level Fine Art exam board specification and information